


6 WAY D/D ENCLOSURE





HEIGHT 1: 820mm
 HEIGHT 2: 610mm
 HEIGHT 3: 310mm
 HEIGHT 4: 160mm

WIDTH 1: 520mm
 WIDTH 2: 370mm

DEPTH: 470mm

FLANGE: 60mm

PATENTED LOCKING SYSTEM



PROPERTIES OF POLYETHYLENE

- high rigidity
- excellent impact strength
- good ESCR
- excellent chemical resistance
- heat & UV resistance
- tough & abrasion resistant
- colourable
- environmentally friendly (can be recycled)